

## Data sheet | Item number: 787-974

Transformer power supply; Input voltage: 230 VAC; Output voltage: 12 ... 24 VAC; Output power: 40 VA

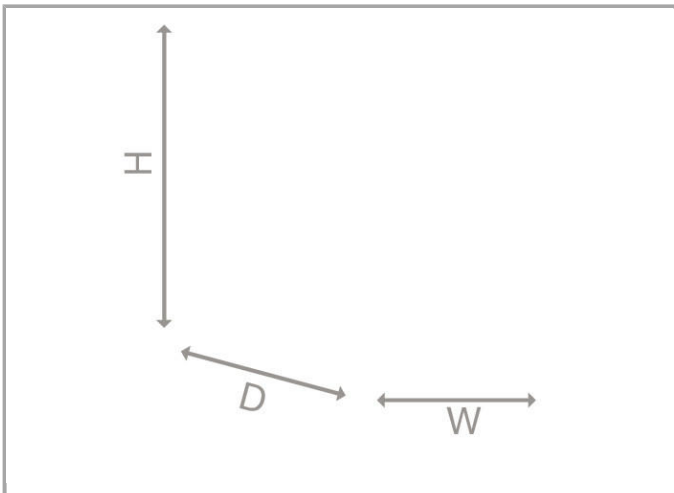
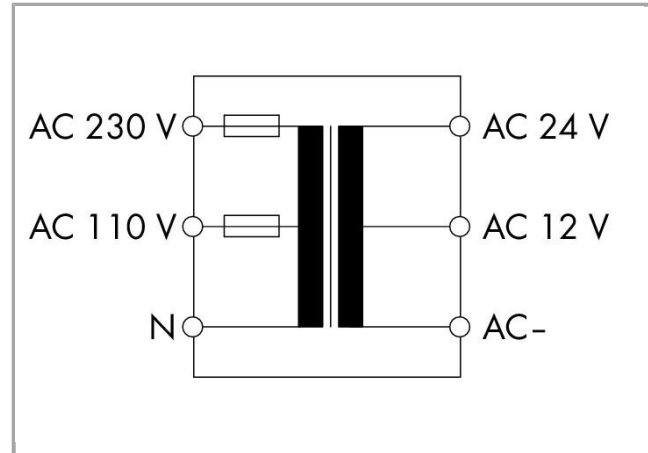


787-974



RoHS  Compliant

[BOMcheck.net](https://www.bomcheck.net)



### Item description

#### Features:

- Maintenance-free, DIN-rail-mount safety transformer for 12/24 VAC
- Center tap-off modules provide variable input/output voltage
- Enables brief performance peaks
- Peak output power of 45 VA for 1 min/h

## Data

## Technical Data

## Input

Phases	1
Nominal input voltage $U_{i \text{ nom}}$	AC 115 V; AC 230 V
Input voltage range	AC 0 ... 230 V
Nominal mains frequency range	50 ... 60 Hz

## Output

Nominal output voltage $U_{o \text{ nom}}$	AC 12 / 24 V
Nominal output current $I_{o \text{ nom}}$	3.3 A (115 VAC); 1.67 A (230 VAC)
Mains/load regulation	$\leq 5 \%$
Overload behavior	Safety fuse in the primary circuit

## Efficiency/Power losses:

Power loss $P_v$	$\leq 0.6 \text{ W}$
------------------	----------------------

## Fuse protection:

Internal fuse	T 1.25 A / 250 VAC / T 0.63 A / 250 VAC
---------------	---

## Safety and protection:

Isolation voltage (AC)	4.2 kV AC
Protection class	II
Protection class	IP20 (per EN 60529)
Overvoltage category	III
Short circuit protection	Yes
No-load proof	Yes
Parallel operation	No
Series connection	Yes (with identical power supply)

## Connection data

Connection type (1)	Input/Output
Connection technology	CAGE CLAMP®
WAGO terminal	WAGO 236 Series
Solid conductor	0.08 ... 2.5 mm <sup>2</sup> / 28 ... 12 AWG
Fine-stranded conductor	0.08 ... 2.5 mm <sup>2</sup> / 28 ... 12 AWG

Strip length	5 ... 6 mm / 0.2 ... 0.24 inch
--------------	--------------------------------

### Geometrical Data

Width	126 mm / 4.961 inch
Height	90 mm / 3.543 inch
Length from upper-edge of DIN-35 rail	54 mm / 2.126 inch

### Mechanical data

Type of mounting	DIN-35 rail (EN 60715)
------------------	------------------------

### Material Data

Weight	1000 g
--------	--------

### Environmental Requirements

Surrounding air (operating) temperature	-25 ... 55 °C
Surrounding air (storage) temperature	-25 ... 85 °C
Relative humidity	≤ 90%
Pollution degree	2
Climatic category	3K3 (per EN 60721; except for low air pressure)

### Standards and specifications


Conformity marking	1
Standards/specifications	UL 5085; EN 61558-2-6

### Commercial data

Country of origin	CN
GTIN	4055143487382
Customs Tariff No.	85044082900


### Approvals / Certificates

#### UL-Approvals

Logo	Approval	Additional Approval Text	Certificate name
	UL Underwriters Laboratories Inc.	UL 5085-1/-2	E488057


## Compatible products


## Marking accessories

	<b>Item no.: 210-831</b> Marking strips; on reel; 2.3 mm wide; plain; Self-adhesive	210-831
--	--	---------


	<b>Item no.: 210-832</b> Marking strips; on reel; 3 mm wide; plain; Self-adhesive	210-832
--	--	---------


## ferrule


	<b>Item no.: 216-201</b> Ferrule; Sleeve for 0.5 mm <sup>2</sup> / 20 AWG; insulated; electro-tin plated	216-201
---	---	---------


	<b>Item no.: 216-202</b> Ferrule; Sleeve for 0.75 mm <sup>2</sup> / 18 AWG; insulated; electro-tin plated	216-202
---	--	---------


	<b>Item no.: 216-203</b> Ferrule; Sleeve for 1 mm <sup>2</sup> / AWG 18; insulated; electro-tin plated	216-203
---	---	---------


	<b>Item no.: 216-204</b> Ferrule; Sleeve for 1.5 mm <sup>2</sup> / AWG 16; insulated; electro-tin plated	216-204
---	---	---------


	<b>Item no.: 216-221</b> Ferrule; Sleeve for 0.5 mm <sup>2</sup> / 20 AWG; insulated; electro-tin plated	216-221
---	---	---------


	<b>Item no.: 216-222</b> Ferrule; Sleeve for 0.75 mm <sup>2</sup> / 18 AWG; insulated; electro-tin plated	216-222
---	--	---------


	<b>Item no.: 216-223</b> Ferrule; Sleeve for 1 mm <sup>2</sup> / AWG 18; insulated; electro-tin plated	216-223
---	---	---------


	<b>Item no.: 216-224</b> Ferrule; Sleeve for 1.5 mm <sup>2</sup> / AWG 16; insulated; electro-tin plated	216-224
---	---	---------


	<b>Item no.: 216-241</b> Ferrule; Sleeve for 0.5 mm <sup>2</sup> / 20 AWG; insulated; electro-tin plated; electrolytic copper; gastight crimped; acc. to DIN 46228, Part 4/09.90	216-241
---	---	---------






	<b>Item no.: 216-242</b> Ferrule; Sleeve for 0.75 mm <sup>2</sup> / 18 AWG; insulated; electro-tin plated; electrolytic copper; gastight crimped; acc. to DIN 46228, Part 4/09.90	216-242
---	--	---------

	<b>Item no.: 216-243</b> Ferrule; Sleeve for 1 mm <sup>2</sup> / AWG 18; insulated; electro-tin plated; electrolytic copper; gastight crimped; acc. to DIN 46228, Part 4/09.90	216-243
---	---	---------

	<b>Item no.: 216-244</b> Ferrule; Sleeve for 1.5 mm <sup>2</sup> / AWG 16; insulated; electro-tin plated; electrolytic copper; gastight crimped; acc. to DIN 46228, Part 4/09.90	216-244
---	---	---------

	<b>Item no.: 216-262</b> Ferrule; Sleeve for 0.75 mm <sup>2</sup> / 18 AWG; insulated; electro-tin plated; electrolytic copper; gastight crimped; acc. to DIN 46228, Part 4/09.90	216-262
---	--	---------

	<b>Item no.: 216-263</b> Ferrule; Sleeve for 1 mm <sup>2</sup> / AWG 18; insulated; electro-tin plated; electrolytic copper; gastight crimped; acc. to DIN 46228, Part 4/09.90	216-263
---	---	---------

	<b>Item no.: 216-264</b> Ferrule; Sleeve for 1.5 mm <sup>2</sup> / AWG 16; insulated; electro-tin plated; electrolytic copper; gastight crimped; acc. to DIN 46228, Part 4/09.90	216-264
	<b>Item no.: 216-284</b> Ferrule; Sleeve for 1.5 mm <sup>2</sup> / AWG 16; insulated; electro-tin plated; electrolytic copper; gastight crimped; acc. to DIN 46228, Part 4/09.90	216-284
	<b>Item no.: 216-301</b> Ferrule; Sleeve for 0.25 mm <sup>2</sup> / AWG 24; insulated; electro-tin plated	216-301
	<b>Item no.: 216-302</b> Ferrule; Sleeve for 0.34 mm <sup>2</sup> / 22 AWG; insulated; electro-tin plated	216-302
	<b>Item no.: 216-321</b> Ferrule; Sleeve for 0.25 mm <sup>2</sup> / AWG 24; insulated; electro-tin plated	216-321
	<b>Item no.: 216-322</b> Ferrule; Sleeve for 0.34 mm <sup>2</sup> / 22 AWG; insulated; electro-tin plated	216-322
<b>tools</b>		
	<b>Item no.: 210-720</b> Operating tool with partially insulated shaft; Type 2, blade (3.5 x 0.5) mm	210-720

**Downloads****Documentation****Bid Text**

787-974	doc 33.3 kB	Download
---------	----------------	----------

**Instruction Leaflet**

EPSITRON-Sicherheitstransformator 40 VA	V 1.1.0	pdf 2.3 MB	Download
--	---------	---------------	----------

**Additional Information**

Disposal; Electrical and electronic equipment, Packaging	V 1.0.0	pdf 265.8 kB	Download
--	---------	-----------------	----------

Subject to changes.